

VOLKSWAGEN

AKTIENGESELLSCHAFT



Operating manual

Antenna adapter cable V.A.G 1598/43-1



Revision	Date	Reason
V00	23.09.2020	First edition

Legal notice

Manufacturer

CAR-connect GmbH
Am Egelingsberg 8
38542 Leiferde, Germany
Phone: +49 (0) 5373 92197-0
Fax: +49 (0) 5373 92197-88

info@car-connect.cc
www.car-connect.cc

Reproduction

Reproduction or reprinting, whether in whole or in part, always requires the written permission of the manufacturer.

Copyright

TRANSLATION OF THE ORIGINAL OPERATING MANUAL

All rights reserved.

All text, images and graphics are subject to copyright and other intellectual property laws.

Copyright 2020 CAR-connect GmbH.

Image sources

Symbols for warnings, prohibitions, mandatory actions and standards are taken from publicly accessible sources, such as the Internet. CAD product images and product photos are provided by the manufacturer. Images showing the product in use are provided with a reference to the source.

Contents

LEGAL NOTICE	2
CONTENTS	3
INTRODUCTION	4
Preliminary information	4
Validity of the declaration of conformity	4
Manufacturer specifications	4
SAFETY	5
Warning levels	5
Important safety instructions	5
Intended use	6
Requirements for the target group	6
PRODUCT DESCRIPTION	7
Scope of delivery	7
Design	7
Symbols and connections	8
Wiring diagram	8
Technical data	9
OPERATION	10
Startup	10
Cleaning	11
Disposal	11
Maintenance	11
HELP	11
Warranty	11
Customer service	11

Preliminary information

Read through this operating manual carefully before using the product.

The product is delivered with a USB stick containing the operating manual in various languages. You can find the current version and additional languages on our homepage.

The operating manual is an essential part of the product and must be kept together with the product. If you sell or transfer ownership of the product, the operating manual must be handed over to the new operator.

In addition to this operating manual, you must observe all relevant regulations for diagnostics or troubleshooting of intrinsically safe high-voltage systems in road vehicles. This includes but is not limited to: instructions for the vehicle manufacturer's diagnostics systems, company-specific safety requirements and the state of the art for working with high-voltage systems.

Validity of the declaration of conformity

The declaration of conformity applies to the product described in the operating manual. Any changes, modifications or extensions shall void the declaration of conformity and the risk assessment.

Manufacturer specifications

CAR-connect GmbH



Since its founding, our company has focused on groundbreaking solutions for electromobility. CAR-connect develops and produces custom solutions for the automotive industry, repair shops and special vehicle fleets.

Our core business is developing and producing innovative high-voltage charging technology for electric vehicles. Our portfolio also includes measurement and diagnostic technology for the entire vehicle and battery analysis equipment.

With extensive experience in software and hardware development, CAR-connect is your dependable partner at every production stage, from prototyping to series production.

CAR-connect GmbH – Experience, Expertise and Innovation – MADE IN GERMANY

This safety chapter provides information about the following:

- The warning levels contained in this operating manual
- Important safety instructions for the product
- Intended use of the product
- Requirements for the target group

This operating manual is only valid for the following product:

Item number 22102704
Designation Antenna adapter cable V.A.G 1598/43-1

Warning levels

This chapter provides information about the warning levels used in this operating manual.

CAUTION

Failure to observe the safety instructions can lead to damage to the product!

Important safety instructions



CAUTION

Risk of damage!

Incorrect or improper use can damage the product!

- Do not let the product come into contact with liquids!
- Do not let the product come into contact with chemicals!
- Replace a defective or damaged product immediately!
- Never attempt to repair or tamper with the product!

Intended use

The product is used as an adapter for measuring cable V.A.G 1598/43 for reading out systems with a mini-coaxial connection.

The product may only be used with measuring cable V.A.G 1598/43.

Use only the plug connections on the vehicle that the manufacturer has specified in the guided fault finding.

In this operating manual, vehicle manufacturers are exclusively defined as vehicle manufacturers in the Volkswagen Group.

Any use beyond what is listed here is prohibited.

Requirements for the target group

Only qualified personnel may work with this product!

In this operating manual, qualified personnel is defined as personnel meeting the requirements prescribed by the vehicle manufacturer for the Guided Fault Finding in the respective country of operation.

Scope of delivery

Immediately check the condition of the product and the completeness of the delivery. If anything is missing or defective, please contact the manufacturer immediately.



- (1) Antenna adapter cable
- (2) USB stick with operating manual

Design




Product design:




- (1) Coaxial antenna plug
- (2) Mini-coaxial antenna plug

Symbols and connections

The following symbols are shown on the product:

Symbol	Meaning
	Read the operating manual!
SN:	Serial number of the product
P/N	Manufacturer part number
Tested:	Date of manufacturer's test
	Disposal instruction
	Mark of conformity
	Vehicle manufacturer's certification mark

Wiring diagram



Technical data

Rated data	Values
Manufacturer number	22102704
Protection class	IP 20
Vibration test	10 – 500 Hz/5 g
Shock test	25 g/11 ms
Weight	~ 13 g
Total length	600 mm

Ambient conditions	Operation	Storage	Transportation
Temperature	5 °C to 40 °C	-20 °C to 60 °C	-20 °C to 60 °C
Humidity	Max. 80 % up to 31° C, decreasing linearly to 50 % at 40° C.	Max. 85 %	
	Condensation not permitted. Maximum permissible relative humidity: 60 % in environments with corrosive gas/air.		

This chapter provides information about the following activities:

- Mounting
- Cleaning
- Disposal
- Maintenance

Startup

1. Observe the safety instructions.



2. Connect the coaxial antenna plug to measuring cable V.A.G 1598/43.
3. Connect the mini-coaxial antenna plug to the antenna socket on the vehicle.



- ✓ You can now perform measurements in accordance with the guided fault finding.

Cleaning

Observe the safety instructions!
Use only a dry cloth to clean the product.

Disposal

Observe the safety instructions!
Always dispose of the product in accordance with all local disposal regulations.

Maintenance

Observe the safety instructions!
National and local requirements for regular testing must be observed!
Test the product for proper function at intervals of no more than 24 months.
Contact the manufacturer to have a professional function test performed.

Warranty

CAR-connect GmbH grants a warranty period of 24 months from the date of purchase. The warranty is valid for demonstrable defects in functional material and workmanship.
Further information on the warranty conditions can be found in the terms and conditions on the manufacturer's website.

Customer service

Always include the serial number with any product queries. This number is found on the product.

CAR-connect GmbH
Am Egelingsberg 8
38542 Leiferde, Germany

Phone: +49 (0) 5373 – 92197-0
Fax: +49 (0) 5373 – 92197-88

service@car-connect.cc
www.car-connect.cc

Volkswagen Aktiengesellschaft
K-GVO-LW
Group After Sales – Group Service
Literature and Systems
Repair Shop Equipment
PO box 011/4915
38442 Wolfsburg, Germany

For internal use only
Subject to technical changes
Edition 09 / 2020

